CON EN

	page
Corporate Information	2
Management Discussion and Analysis	4
Corporate Governance	32
Report on Review of Condensed Consolidated Financial Statements	33
Condensed Consolidated Statement of Pro□t or Loss and Other Comprehensive Income	35
Condensed Consolidated Statement of Financial Position	38
Condensed Consolidated Statement of Changes in Equity	41
Condensed Consolidated Statement of Cash Flows	42
Notes to the Condensed Consolidated Financial Statements	44
Other Information	75

CORPORA E INFORMA ION

EXECUTIVE DIRECTORS

Dr. ZHANG Tianren *(Chairman)*
Mr. ZHANG Aogen
Mr. SHI Borong
Mr. ZHANG Kaihong
Mr. ZHOU Jianzhong

INDEPENDENT NON-EXECUTIVE DIRECTORS

Mr. HUANG Dongliang
Mr. WU Feng
(resigned with e□ect from 30 June 2021)
Mr. ZHANG Yong
Mr. XIA Yongyao (appointed with e□ect from 30 June 2021)

AUDIT COMMITTEE MEMBERS

Mr. HUANG Dongliang *(Chairman)*
Mr. WU Feng
(resigned with e□ect from 30 June 2021)
Mr. ZHANG Yong
Mr. XIA Yongyao (appointed with e□ect from 30 June 2021)

REMUNERATION COMMITTEE MEMBERS

Mr. WU Feng *(Chairman)*
(resigned with e□ect from 30 June 2021)
Mr. XIA Yongyao *(Chairman)* (appointed with e□ect from 30 June 2021)
Mr. HUANG Dongliang
Mr. ZHANG Aogen

NOMINATION COMMITTEE MEMBERS

Dr. ZHANG Tianren *(Chairman)*
Mr. HUANG Dongliang
Mr. WU Feng
(resigned with e□ect from 30 June 2021)
Mr. XIA Yongyao (appointed with e□ect from 30 June 2021)

COMPANY SECRETARY

Ms. HUI Wai Man Shirley

AUDITOR

ZHONGHUI ANDA CPA Limited
Unit 701-3 & 8, Citicorp Centre,
18 Whit□eld Road,
Causeway Bay, Hong Kong

PUBLIC RELATIONS

Porda Havas International Finance Communications Group
Unit 2301, 23/F
The Centrium,
60 Wyndham Street,
Central, Hong Kong

STATUTORY ADDRESS

Cricket Square
Hutchins Drive
P.O. Box 2681
Grand Cayman
KY1-1111
Cayman Islands

PRINCIPAL PLACE OF BUSINESS IN HONG KONG

Suite 3202, 32 Floor, Central Plaza
18 Harbour Road
Wanchai
Hong Kong

COMPANY'S WEBSITE

www.tianneng.com.hk

PRINCIPAL SHARE REGISTRAR

Conyers Trust Company (Cayman) Limited
Cricket Square, Hutchins Drive
P.O. Box 2681, Grand Cayman
KY1-1111, Cayman Islands

HONG KONG BRANCH SHARE REGISTRAR AND TRANSFER OFFICE

Tricor Investor Services Limited
Level 54, Hopewell Centre
183 Queen's Road East
Hong Kong

LISTING INFORMATION

The Stock Exchange of Hong Kong Limited
Stock Code: 00819

During the reporting period, the Group realised a turnover of approximately RMB36,276 million and a net profit of approximately RMB743 million, representing an increase of approximately 60.27% and a decrease of approximately 13.58% year-on-year, primarily because the prices of relevant raw materials recorded a year-on-year increase. The raw materials of the Company mainly include lead metal and alloy, PE plastics, as well as anode and cathode materials, diaphragm and electrolyte for lithium batteries, which were used in its main products.

In spite of the changing macro environment, the entire sta of the Company worked in a down-to-earth attitude, dedicated themselves to innovation, and carried out the strategy of Intelligence, Platform-Building and Globalisation in an intensive manner, which yielded robust operating results.

During the reporting period, the Group saw synergetic development of lead batteries and lithium-ion batteries and proceeded with the industrialisation of fuel cells steadily. Meanwhile, the Group worked proactively to develop its internal and external circulation, so as to prepare fresh momentum for the Group's global development and continue to lead in the development of the industry. The Group has established production bases and logistics systems in Zhejiang, Anhui and Henan provinces where the demand is vigorous. In tandem with that, Tianneng adopted the Go Abroad strategy and established its operating networks in Vietnam and India and multiple African countries, as the Company actively engages itself in global operations. The Group was listed in the Global 500 New Energy Companies in 2020, Fortune China 500 in 2020 by the Fortune magazine, Top 500 Chinese Private Enterprises in 2020, Top 500 Chinese Manufacturing Enterprises in 2020 and other rankings. On the list of 2021 Fortune China 500 released in July 2021, Tianneng ranked 17th in terms of ROE.

MANAGEMEN DI C ION AND ANAL I

In recent years, Tianneng has primarily steered towards green intelligent manufacturing, capitalised on the opportunities of digital economy, and focused on establishing its user ecosystem operation platform and Industrial Internet of Things ("**IIoT**") platform to build Cloud-based Tianneng (雲上天能). The Group has successively developed a number of digitisation projects, such as smart factories for motive batteries of new-enw-vehicles, Tianchang Smart Warehouse Industrial Park (天暢智庫產業園) and Tianneng G6WmMgent manufacturial Park (

On 15 April 2019, China formally implemented the Safety Technical Specifications for Electric Bicycles GB17761-2018 as the new national standard (the "**New National Standard**"), which speci□es such standards as the weight and maximum hourly speed for electric bicycles. The implementation of the New National Standard has promoted the healthy development of the light electric vehicles market, and the outdated production capacity within the industry will gradually be eliminated.

Amidst the healthy industry development, the Company has kept enhancing its R&D and product quality and launching new products. During the reporting period, the Company presented its Nano-Carbon-Crystal vehicle batteries that pioneered the industry with its application of the new materials, namely nano carbon alloy and lanthanum crystal alloy, as well as the cutting-edge technology of 720° 3D mixed paste (立體混膏). The new product has addressed the issues of lead batteries in respect of anode and cathode additives, and satisfied the consumers' demand for endurance, high quality and sound pricing. As of the present, the Company has developed a series of products such as Nano Carbon Crystal, King Kong (金剛), New Black Gold (真黑金), Longevity King (長壽王), Long Mileage King (長跑王) and Big Black Bull (大黑牛), catering to the demands from various market segments. During the reporting period, the sales volume of batteries for two-wheeled and three-wheeled electric bicycles amounted to approximately 36 GWh, representing an increase of approximately 14.86% as compared with the same period last year.

Diversi□ed two-wheeled and three-wheeled electric vehicle battery products launched by Tianneng catering to the demands from various market segments

2. M eec c e cebaee

Mini electric vehicle batteries are the motive batteries for low-speed four-wheelers powered solely by electricity. Such vehicles have a top speed ranging from 40 to 70 km/h with no more than four seats, and usually serve as a substitute for short-distance commuting. Currently, such

3. O e g -e dec -f e d ba e e

(1) Start-stop batteries

Start-stop batteries are applied to the ignition and lighting of automobiles, motorcycles, vessels and internal combustion engines. Capable of effectively reducing emissions, the start-stop system is an energy-saving and emissions-reducing technology that has developed rapidly in recent years. The system has a marked uptick in its penetration rate since 2016. According to the China Industry Information Network, China reached a 70% market penetration for its automobile start-stop batteries in 2020. Lead batteries have become the mainstream batteries in automobile start-stop system, for their good safety, high price-performance ratio and wide temperature range.

Based on different customers for sale, the market of start-stop batteries can be divided into primary and secondary markets. Automobile start-stop batteries have an average operating life of three to five years, with approximately a fifth of operating vehicles in need of battery replacement each year. During the reporting period, the Company integrated and optimised its network

Going forward, Tianneng's automobile start-stop batteries will leverage on the Group's brand merits and technology accumulation to keep exploring its market potential.

Tianneng's new concept of the automobile start-stop battery products

(2) Energy storage batteries and backup batteries

Energy storage batteries are mainly used in solar and wind power generation equipment as well as other electric equipment. Backup batteries are chie□y used in substations to provide closing current to power units and to provide backup energy in public facilities. Energy storage batteries and backup batteries have a replacement cycle of roughly 5 to 8 years.

This year has seen a raft of policies introduced by state authorities to accelerate the development of the energy storage industry. In June 2021, the National Energy Administration solicited public opinions as to the Administrative Regulations on New Energy Storage Projects (Tentative) (Draft for Comment) (《新型儲能項目管理規範(暫行)(徵求意見稿)》), and underscored the safety of the energy storage projects on echelon utilisation of motive batteries, emphasizing the importance of batteries' consistent management technology. In July 2021, the National Development and Reform Commission and the National Energy Administration jointly issued the Guiding Opinions on Accelerating the Development of New Energy Storage (《關於加快推動新型儲能發展的指導意見》), which sets out that new energy storage shall evolve from initial commercialisation to large-scale utilisation

Owing to its years of deep engagement, Tianneng has been pushing for more application scenarios for energy storage. For instance, Tianneng was involved in the 10 KV Energy Storage Power Station in Zhicheng of Changxing and the Project of 0.4 KV Energy Storage Power Station in Da Mai Yuan Village, Huiping Township of Quzhou amongst the rst four projects on grid-side energy storage power stations in Zhejiang province. The former is the rst grid-side lead-carbon energy storage power station in China in cooperation with the State Grid. Lead batteries have an impactful role to play in new energy storage, for their safety and reliability, low unit energy cost and system cost, high recycling rate and good adaptability to temperature changes. Overseas, Tianneng also managed to develop a number of demonstration projects on energy storage, such as the off-grid photovoltaic energy storage project in Africa (非洲光伏儲能離網項目), to promote the green development of the industry.

The high-performance lead-carbon battery energy storage project

(3) Special electric vehicle batteries

Special electric vehicle batteries are mainly used in freight equipment such as electric forklifts, electric stackers and electric lift trucks as well as engineering machinery such as excavators. Such batteries are also used in other special electric vehicles such as electric tour buses, electric cleaning vehicles, electric patrol vehicles and golf carts.

Tianneng has a complete series of special electric vehicle batteries that can provide various industrial scenarios with assurance in safe and reliable green energy. Deeply rooted in forklift batteries for years, Tianneng has been engaging itself in research and development with a stream of technological innovation achievements. The Company has obtained such core patents as An Enclosed Battery Formation Process for Tubular Lead-Acid Batteries, and has been well-received amongst mainstream enterprises from home and abroad, such as Hangcha Group Co., Ltd. (杭叉集團), Anhui Heli Co., Ltd. (安徽合力), KION Baoli (Jiangsu) Forklift Co., Ltd. (凱傲寶驪), Linde Group (林德) and Ding Li Machinery Co., Ltd (鼎力), with products sold to a number of overseas countries. Tianneng has become the second largest domestic brand in the field of forklift batteries. During the reporting period, the sales volume of batteries for special electric vehicles amounted to approximately 0.61 million pieces, representing a year-on-year increase of approximately 86.06%.

II. Ne ene g ba e ie

The Company's new energy battery business comprises mainly lithium-ion batteries, and the production and R&D of next-generation battery products such as fuel cells. The application fields of our new energy battery business are principally divided into two categories: motive field and non-motive field. The application elds for the motive category include two-wheeled and three-wheeled electric vehicles, passenger electric vehicles, commercial electric vehicles and special electric vehicles, while the application fields for the non-motive category include consumer electronic products and energy storage.

During the reporting period, the sales of the Group's new energy battery business amounted to approximately 0.72 GWh, representing an increase of approximately 16.90% year-on-year, and an operating revenue of approximately RMB424 million was recorded, which represented an increase of approximately 5.19% year-on-year. As a major strategic segment of the Group, new energy batteries, together with high-end eco-friendly batteries, form the Dual Drive Strategy of the Group.

(1) L - ba e e

Since the establishment of Tianneng SAFT, the integration of resources between Tianneng and the French company has been progressing steadily, with the production capacity development project taking place smoothly. Both parties have been actively developing new products to meet the needs of emerging markets and overseas markets, such as the super manganese iron lithium battery (超能錳鐵鋰電池) under the self-developed Balance Tech series. High in both energy density and safety performance, the lithium-ion battery products represent an all-round upgrade in four respects, namely materials, battery cells, PACK and BMS. Meanwhile, for the purpose of the ongoing safety and maintenance of its after-sales e□orts, Tianneng SAFT has independently developed its smart battery testing APP named Tianneng SAFT Service (天能帥服). Users can have instant access to the status and score of their batteries in every aspect, and to assess the use of their lithium batteries.





Tianneng's self-developed super manganese iron lithium (LMFP) batteries and super lithium iron phosphate (sLFP) batteries



Tianneng's self-developed smart battery testing APP named Tianneng SAFT Service (天能帥服)

Tianneng features a multidimensional product lines in new energy batteries. The Company's lithium-ion battery products apply to battery electric vehicles and hybrid ones. The Group has forged strategic cooperation with new energy vehicle manufacturers such as Haiquan (海全), Honri (鴻日) and Lichi (麗馳



Lithium-ion motive battery for new energy vehicles

Lithium-ion portable power station catering to outdoor electricity access as well as various scenarios that require emergency power supply

(2) F e ce

Since 2017, Tianneng has been engaged in the research and development of multiple key materials and stacks on fuel cells. To fast-track the industrialisation of its fuel cell technology, the Group established Zhejiang Tianneng Hydrogen Energy Technology Co., Ltd. (浙江天能氫能源科技有限公司) in February 2021.

Capable of providing a variety of stack solutions, Tianneng has its products covering air-cooling, graphite and metal stacks, which are small, medium and large in power. Its products are also used in such fields as drones, two-wheeled bicycles, standby power, sightseeing vehicles, buses, heavy-duty trucks and logistics vehicles. Tianneng can offer personaliseeis1 /Span ⁄Lang (en-GB)/MCID 692 Q2

MANAGEMEN DI C ION AND ANAL I

The Com2eh.G Py(e)1hh.G Peem2eh.G1(e)d(e)i(e)t Ceeeheke-oeeem2eh.Geh.Gl(e)i(

III. Rene able ne ma e ial

In terms of the renewable new materials segment, the Company, based on the Extended Producer Responsibility Scheme(生產者責任延伸制度), has developed the recycling business of used lead battery and lithium-ion battery apart from the main business, forming a closed-loop for the full life cycle of batteries; in tandem with that, the Company is also actively exploring other green recycling businesses including solid waste and hazardous waste disposal. The Company is one of the □rst enterprises in the industry to enter the renewable new materials industry. After over ten years of technology accumulation and scienti□c operations, this business segment has become one of the three major businesses of the Company, with an important position in its future development plan. During the reporting period, the Group recorded an operating revenue of approximately RMB1,244 million in its renewable new materials business, representing a year-on-year increase of approximately 213.01%.

In recent years, the Chinese government has paid extra attention to developing its circular economy and has successively drafted or issued such laws and regulations as the Law of the People's Republic of China on the Prevention and Control of Environmental Pollution by Solid Waste (《中華人民共和國固體廢物污染環境防治法》), the Notice of the General O□ce of the State Council on Issuing the Implementation Plan for Extended Producer Responsibility (《國務院辦公廳關於印發生產者責任延伸制度推行方案的通知》) and the Interim Measures for the Management of the Recycling and Utilisation of Lead Batteries (Draft for Comments) (《鉛蓄電池回收利用管理暫行辦法》(徵求意見稿)), with a view to setting out detailed provisions on the recycling and disposal processes of used batteries, establishing an Extended Producer Responsibility scheme for products such as lead batteries and vehicle motive batteries, and executing a target accountability system for lead battery recovery. The objective is for China to recover over 70% of its lead batteries by the end of 2025. At present, under its law, China strictly prohibits entities without licences or not in compliance with the requirements of the licences from engaging in operations regarding the collection, storage, utilisation and disposal of hazardous wastes.

At the Two Sessions in 2021, Peak CO_2 Emissions and Achieve Carbon Neutrality was included in the government work report. In July 2021, the National Development and Reform Commission issued the 14th Five-Year Plan for the Development of Circular Economy, setting out overarching objectives and a roadmap for developing circular economy in China during the 14th Five-Year period. Recycling of used motive batteries and lifetime management of automobiles have been listed into the six key actions under the 14th Five-Year Plan for the Development of Circular Economy. Going forward, the recycling industry will receive growing support for its sound and orderly development, with outdated and substandard capacity to phase out.

By far, Tianneng has built three internationally advanced industrial parks for circular economy, and has obtained the qualifications for launching pilot recycling projects in 15 provinces where used battery resources are relatively concentrated. The Company can process 700,000 tons of used lead batteries each year and reach a metal recovery rate of more than 99% for used batteries, a 99% recovery rate for plastics and a 100% recovery rate for residual acids. In terms of channels, the Company has worked closely with local recycling networks and launched the Recycling Cloud (回收雲), the largest platform for recycling used batteries nationwide, and Tianneng has gradually developed an After Sales Plus service model.

Meanwhile, the Company is one of the 27 enterprises that meet the Industry Standards and Conditions for the Comprehensive Utilisation of Waste Power Batteries for New Energy Vehicles (《新能源汽車廢舊動力電池綜合利用行業規範條件》) by MIIT, and has deployed a capacity of 7,000 tons for the disposal of lithium-ion batteries. With regard to the technology for recycling lithium batteries, Tianneng has applied for 23 relevant patents, and led or participated in establishing 36 national standards. In June 2021, the Joint Innovation Laboratory for the Disassembly and Resource Utilisation of Retired Lithium-ion Batteries (退役鋰離子電池拆解與資源化利用聯合創新實驗室) of Tianneng was included in the list of the second batch of recognised joint innovation laboratories under the China Technology Innovation Strategic Alliance for Resources Recycling Industry (CIAR) (中國再生資源產業技術創新戰略聯盟).

The Group will continue to exert e□ort in the recyclable new materials industry, build the recycling system for LFP batteries in due course, extend upstream and downstream within the industrial chain, and amplify its in□uence in segments such as carbon and modi□ed plastic, thus steadily progressing towards the goal of setting up large circular industry clusters.

PROSPECTS

The Company will continue to steadily widen the application fields of lead batteries, expand segments such as start-stop and smart energy storage on the basis of consolidating its leading position in lead motive batteries, and strive to develop its business in China and overseas. Regarding the technology, Tianneng will speed up the R&D and industrialisation of the technology of high-energy lead batteries, such as lead-carbon batteries and pure lead batteries, and gradually develop into a global leader in lead batteries, a pioneer in advanced high-energy lead batteries and a maker of international standards.

The Company will continue to vigorously develop lithium-ion batteries business and strengthen its presence. The Company will continue to enhance its production capacity through the High-Energy Motive Lithium-Ion Battery and PACK Project. With advantages such as its established brand and channels in the international market, the Company will capture the lithium-ion motive battery market for light electric vehicles with its mature technology and operating system, and gradually advance its development in application fields such as new energy vehicles, smart energy storage and standby batteries. Meanwhile, the Company will actively facilitate the R&D in fields of new battery technology such as fuel cells. It will also accelerate the industrialisation of projects for fuel cells, including Fuel Cell Metal Plate Reactors (燃料電池金屬板電堆) and Development of High-Power Graphite Plate Reactors for Commercial Vehicles (商用車用大功率石墨板電堆的開發).

The Company will adhere to the concept of green, low carbon and circular development and integrate the recycling of lead batteries and lithium-ion batteries with the disposal and resource utilisation of solid wastes from urban life, industry and rural areas, sparing no effort to build a green sustainable system for the new materials industry.

2021 is the first year under the Eighth Five-Year Plan of Tianneng. The Company will centre on the sustainable development strategy of New Materials, New Structures,

FINANCIAL REVIEW

T n e

The Group's turnover for the reporting period was approximately RMB36,276 million, representing an increase of approximately 60.27% as compared with the same period last year.

G . . . .

The gross profit for the reporting period was approximately RMB1,934 million, representing a decrease of approximately 8.57% as compared with the same period last year. It was mainly attributable to an increase in sales volume and a decrease in the battery's gross profit margin. The gross profit margin for the reporting period was approximately 5.33%, representing a drop of approximately 4.01 percentage points as compared with the same period last year, of which the gross profit margin of the manufacturing industry was approximately 11.63%, representing a decrease of approximately 4.66 percentage points as compared with the same period last year. It was mainly attributable to the increase in prices of raw materials as compared with the same period last year.

O he inc me

The Group's other income for the reporting period was approximately RMB492 million (for the six months ended 30 June 2020: approximately RMB334 million), representing an increase of approximately 47.05% as compared with the same period last year. It was mainly attributable to the increase in government grants. Interest income for the reporting period was approximately RMB82 million (for the six months ended 30 June 2020: approximately RMB53 million), representing an increase of approximately 54.61% as compared with the same period last year. The increase was mainly attributable to optimised fund allocation and increase in interest income from deposit.

Selling and di ib i n c .

Selling and distribution costs increased from approximately RMB378 million in the same period last year to approximately RMB409 million for the reporting period, which was mainly attributable to the increase in travel expenses and commission.

Admini a i e e en e

Administrative expenses increased from approximately RMB353 million in the same period last year to approximately RMB441 million for the reporting period, which was mainly attributable to the increase in salaries.

MANAGEMEN DI C ION AND ANAL I

Re ea ch and de el men c

R&D costs increased from approximately RMB533 million in the same period last year to approximately RMB616 million for the reporting period, which was mainly attributable to the increase in the number of R&D projects and optimization of the R&D team.

Finance c

Finance costs increased from approximately RMB106 million in the same period last year to approximately RMB118 million for the reporting period, which was mainly due to the increase in loan size.

O e a ing ac i ie ca h f

The net cash generated from operating activities of the Group changed from approximately RMB1,924 million in the same period last year to the net cash used in operating activities of approximately RMB2,201 million for the reporting period. It was mainly attributable to the increase in inventory and accounts receivable.

As at 41u4a0 the requit11(o)(o the incr)11(ease in in)10(o averanged fr)1Cin imID n (o m0(.)ng ac)an

As at 30 June 2021, the cash and bank balances of the Group (including pledged bank deposits and bank deposits) were approximately RMB10.027 billion (31 December 2020: approximately RMB5,759 million), of which approximately RMB285 million and approximately RMB9 million are denominated in US dollars and Hong Kong Dollars, respectively. As at 30 June 2021, the interest bearing borrowings and loan notes (together as "**interest bearing loans**") of the Group with maturity of within one year amounted to approximately RMB4,725 million (31 December 2020: approximately RMB919 million). The interest bearing loans with maturity of more than one year amounted to approximately RMB1,322 million (31 December 2020: approximately RMB719 million). The interest bearing loans of approximately RMB6,047 million was denominated in Renminbi. The loans denominated in RMB had □xed interest rates ranging from approximately 2.23% to 6.5% (2020: approximately 2.23% to 8%) per annum. In conclusion, the borrowings of the Group as at 30 June 2021 remained at a healthy and controllable level. With unutilized credit facilities of approximately RMB5,185 million, the Group will take a cautious stance and maximize the interests of the shareholders and the Company by striking a balance between borrowings and funding utilization. Moreover, with continuously improving the fund structure as our □nancial obRadcc2tmautilizaoan ru5 million, the Groopt(and maxiier)ing

Ca i al c mmi men

The amount contracted for but not stated in the condensed consolidated financial statements in respect of the acquisition of property, plant and equipment as at 30 June 2021 was approximately RMB1,455 million (31 December 2020: approximately RMB1,338 million).

EMPLOYEES AND REMUNERATION POLICIES

As at 30 June 2021, the Group employed a total of 25,099 employees (30 June 2020: 23,523). Sta cost of the Group for the reporting period was approximately RMB1,146 million (for the six months ended 30 June 2020: approximately RMB998 million). The cost included basic salaries and sta bene ts such as discretionary bonus, medical and insurance plans, pension scheme, unemployment insurance plan, etc. Competitive remuneration packages were offered to employees by the Group. The Company has adopted incentive programs to encourage employees' performance and a range of training programs for the development of its sta .

INTERIM DIVIDEND

The Board does not recommend the payment of any interim dividend for the reporting period (for the six months ended 30 June 2020: Nil).

SIGNIFICANT INVESTMENTS HELD

Save for the investments in equity securities listed in Hong Kong and the PRC, unlisted equity securities in the PRC and the structured bank deposits, there were no other signi cant investments held by the Group as at 30 June 2021. Such investment refers to its increased holdings of those excellent companies in the industry, reflecting its con dence in the prospect of the industry and the increase in corporate interest.

Financial a e a fai al e h gh

As at 30 June 2021, the Group's nancial assets at fair value through pro t or loss mainly included unlisted nancial products purchased from commercial banks. The following table summarizes the Group's nancial assets at fair value through pro t or loss as at 30 June 2021:

CORPORA E GO ERNANCE

The Company is committed to ensuring high standards of corporate governance. The Board believes that good corporate governance practices are increasingly important for maintaining and promoting investors' confidence. The Company has adopted and complied with the code provisions of the Corporate Governance Code and Corporate Governance Report (the "**CG Code**") as contained in Appendix 14 to the Rules Governing the Listing of Securities on The Stock Exchange of Hong Kong Limited (the "**Listing Rules**") during the reporting period, except for the code provision A.2.1 of the CG Code. Dr. Zhang Tianren is both the chairman ("**Chairman**") and Chief Executive O□cer ("**CEO**") of the Company who is responsible for managing the Group's business. The Board considers that vesting the roles of Chairman and CEO in the same person facilitates the execution of the Company's business strategies and maximizes the e□ectiveness of its operation. With the present Board structure and scope of business, the Board considers

中汇
ZHONGHUI

INDEPENDENT REVIEW REPORT
TO THE BOARD OF DIRECTORS OF
TIANNENG POWER INTERNATIONAL LIMITED
(Incorporated in the Cayman Islands with limited liability)

INTRODUCTION

We have reviewed the interim financial information set out on pages 35 to 74 which comprises the condensed consolidated statement of nancial position of the Company as at 30 June 2021 and the related condensed consolidated statement of pro t or loss and other comprehensive income, condensed consolidated statement of changes in equity and condensed consolidated statement of cash ows for the six-month period then ended, and a summary of significant accounting policies and other explanatory notes. The Rules Governing the Listing of Securities on The Stock Exchange of Hong Kong Limited require the preparation of a report on interim financial information to be in compliance with the relevant provisions thereof and Hong Kong Accounting Standard 34 "Interim Financial Reporting" ("**HKAS 34**") issued by the Hong Kong Institute of Certi ed Public Accountants (the " **HKICPA** "). The directors are responsible for the preparation and presentation of this interim nancial information in accordance with HKAS 34. Our responsibility is to express a conclusion on this interim financial information based on our review and to report our conclusion solely to you, as a body, in accordance with our agreed terms of engagement, and for no other purpose. We do not assume responsibility towards or accept liability to any other person for the contents of this report.

REPOR ON RE IE OF CONDEN ED CON OLIDA ED FINANCIAL A EMEN

SCOPE OF REVIEW

We conducted our review in accordance with Hong Kong Standard on Review Engagements 2410 "Review of Interim Financial Information Performed by the Independent Auditor of the Entity" issued by the HKICPA. A review of interim nancial information consists of making inquiries, primarily of persons responsible for nancial and accounting matters, and applying analytical and other review procedures. A review is substantially less in scope than an audit conducted in accordance with Hong Kong Standards on Auditing and consequently does not enable us to obtain assurance that we would become aware of all signi cant matters that might be identi ed in an audit. Accordingly, we do not express an audit opinion.

CONCLUSION

Based on our review, nothing has come to our attention that causes us to believe that the interim nancial information is not prepared, in all material respects, in accordance with HKAS 34.

ZHONGHUI ANDA CPA Limited
Certi ed Public Accountants
Sze Lin Tang
Audit Engagement Director
Practising Certi cate Number P03614
Hong Kong, 27 August 2021

CONDENSED CONSOLIDATED STATEMENT OF PROFIT OR LOSS AND OTHER COMPREHENSIVE INCOME (CONTINUED)

For the six months ended 30 June 2021

	Notes	**2021 RMB'000 (unaudited)**	2020 RMB'000 (unaudited)
Other comprehensive (expense) income:			
Items that will not be reclassi ed to pro t or loss:			
Fair value changes of equity investment at fair value through other comprehensive income		**(64,770)**	60,954
		(64,770)	60,954
Items that may be reclassi ed to pro t or loss:			
Fair value change of debt instruments measured at fair value through other comprehensive income		**(786)**	(4,130)
Income tax relating to items that may be reclassi□ed subsequently		**(129)**	–
		(915)	(4,130)
Total comprehensive income for the period		**677,637**	916,962

CONDENSED CONSOLIDATED STATEMENT OF PROFIT OR LOSS AND OTHER COMPREHENSIVE INCOME (CONTINUED)

For the six months ended 30 June 2021

	Notes	**2021 RMB'000 (unaudited)**	2020 RMB'000 (unaudited)
Pro□t for the period attributable to:			

CONDENSED CONSOLIDATED STATEMENT OF FINANCIAL POSITION

At 30 June 2021

	Notes	**30 June 2021 RMB'000 (unaudited)**	31 December 2020 RMB'000 (audited)
Non-current assets			
Property, plant and equipment	12	**5,684,253**	5,455,025
Goodwill		**23,305**	23,305
Right-of-use assets		**875,243**	793,956
Interest in an associate		**23,101**	20,670
Equity investments at fair value through other comprehensive income ("FVTOCI")		**262,330**	327,101
Deferred tax assets		**530,205**	459,597
Deposit paid for acquisition of property, plant and equipment		**563,809**	244,377
Loan receivables		**387,648**	188,808
Long-term receivable		**13,627**	13,098
		8,363,521	7,525,937
Current assets			
Inventories	13	**6,329,171**	4,485,900
Properties for sale under development		**642,796**	389,696
Trade and other receivables	14	**3,600,694**	2,349,281
Loan receivables		**77,224**	34,825
Amounts due from related parties	18	**1,918**	13,475
Debt instruments at fair value through			

IN ERIM FINANCIAL INFORMA ION

CONDENSED CONSOLIDATED STATEMENT OF CHANGES IN EQUITY

For the six months ended 30 June 2021

	Attributable to owners of the Company											
	Share capital	Share premium	Special reserves	Capital reserves	Share options reserve	Investment revaluation reserve	Other fair value through other comprehensive income reverve	Statutory surplus reserves fund	Discretionary surplus reserve fund	Accumulated profits	Sub-total	Non-controlling interests

CONDENSED CONSOLIDATED STATEMENT OF CASH FLOWS

For the six months ended 30 June 2021

	2021 **RMB'000** **(unaudited)**	2020 RMB'000 (unaudited)
Net cash (used in) generated from operating activities	**(2,200,538)**	1,923,664
Cash □ows from investing activities		
Interest received	**92,783**	50,316
Investment in an associate	**(3,000)**	(20,000)
,E<ASpan /Lang (en-GB)/MCID 1675 BDC70BT/T14 1 Tf9.5 0 0 9ctualTextFEFF2003>BDC DC 9.5 0 0 9		

CONDENSED CONSOLIDATED STATEMENT OF CASH FLOWS (CONTINUED)

For the six months ended 30 June 2021

	2021	

ash Unaudited) Unaudi

NOTES TO THE CONDENSED CONSOLIDATED FINANCIAL STATEMENTS

For the six months ended 30 June 2021

1. BASIS OF PREPARATION

Tianneng Power International Limited (the "**Company**") was incorporated and registered as an exempted company with limited liability in the Cayman Islands under the Companies Law of the Cayman Islands on 16 November 2004 and its shares are listed on The Stock Exchange of Hong Kong Limited (the "**Hong Kong Stock Exchange**") with e□ect from 11 June 2007. The Company and its subsidiaries are collectively referred to as the "Group".

The Group's condensed consolidated financial statements are presented in Renminbi ("**RMB**"), which is also the functional currency of the Company.

These condensed consolidated financial statements have been prepared in accordance with Hong Kong Accounting Standard 34 "Interim Financial Reporting" issued by the Hong Kong Institute of Certi□ed Public Accountants (the "**HKICPA**") and the applicable disclosures required by the Rules Governing the Listing of Securities on The Stock Exchange of Hong Kong Limited.

These condensed consolidated financial statements should be read in conjunction with the 2020 annual □nancial statements. The accounting policies and methods of computation used in the preparation of these condensed consolidated □nancial statements are consistent with those used in the annual □nancial statements for the year ended 31 December 2020.

2. ADOPTION OF NEW AND REVISED HONG KONG FINANCIAL REPORTING STANDARDS

In the current period, the Group has adopted all the new and revised Hong Kong Financial Reporting Standards ("**HKFRSs**") issued by the HKICPA that are relevant to its operations and effective for its accounting year beginning on 1 January 2021. HKFRSs comprise Hong Kong Financial Reporting Standards ("**HKFRS**"); Hong Kong Accounting Standards ("**HKAS**"); and Interpretations. The adoption of these new and revised HKFRSs did not result in significant changes to the Group's accounting policies, presentation of the Group's consolidated □nancial statements and amounts reported for the current period and prior years.

2. ADOPTION OF NEW AND REVISED HONG KONG FINANCIAL REPORTING STANDARDS (CONTINUED)

The Group has not applied the new HKFRSs that have been issued but are not yet e□ective. The application of these new HKFRSs will not have material impact on the condensed consolidated □nancial statements of the Group.

3. FAIR VALUE MEASUREMENTS

Fair value is the price that would be received to sell an asset or paid to transfer a liability in an orderly transaction between market participants at the measurement date. The following disclosures of fair value measurements use a fair value hierarchy that categorises into three levels the inputs to valuation techniques used to measure fair value:

Level 1 inputs: quoted prices (unadjusted) in active markets for identical assets or liabilities that the Group can access at the measurement date.

Level 2 inputs: inputs other than quoted prices included within level 1 that are observable for the asset or liability, either directly or indirectly.

Level 3 inputs: unobservable inputs for the asset or liability.

The Group's policy is to recognise transfers into and transfers out of any of the three levels as of the date of the event or change in circumstances that caused the transfer.

3. FAIR VALUE MEASUREMENTS (CONTINUED)

(b) Rec ncilia i n f a . e mea ed a fai al e ba ed n le el 3:

	Financial assets at FVTPL RMB'000
At 1 January 2020 (audited)	804,600
Addition	9,439,420
Settlement	(9,815,134)
Fair value gain recognised in pro□t or loss (#)	54,214
At 31 December 2020 (audited) and 1 January 2021	483,100
Addition	6,592,830
Settlement	(4,887,621)
Fair value gain recognised in pro□t or loss (@)	27,291
At 30 June 2021 (unaudited)	2,215,600
(@) Include gains or losses for assets held at 30 June 2021 (unaudited)	–
(#) Include gains or losses for assets held at 31 December 2020 (audited)	–

There were no transfers among level 1, level 2 and level 3 during the period/year.

3. FAIR VALUE MEASUREMENTS (CONTINUED)

(c) Di cl e f al a n ce ed b he G and al a n echni e and in ed in fai al e mea emen :

The Group's financial controller is responsible for the fair value measurements of assets and liabilities required for financial reporting purposes, including level 3 fair value measurements. The financial controller reports directly to the Board of Directors for these fair value measurements. Discussions of valuation processes and results are held between the nancial controller and the Board of Directors at least twice a year.

Level 2 fair value measurements

Description	Valuation technique/inputs	30 June 2021 RMB'000 (unaudited)	31 December 2020 RMB'000 (audited)
Debt instruments at FVTOCI	Discounted cash ow method	**2,022,980**	2,069,365
Commodity derivative contracts (assets)	Reference to the quoted bid prices of similar standardised commodity derivative contracts	**2,204**	1,685

Level 3 fair value measurements

Description	Valuation technique	Unobservable inputs	Range	E ect on fair value for increase of inputs	30 June 2021 RMB'000 (unaudited)	31 December 2020 RMB'000 (audited)
Structured bank deposits at FVTPL	Discounted cash ow method	Estimated return	3.0%-3.85%	increase	**2,215,600**	483,100

4. REVENUE

Revenue represents the amounts received and receivable for goods sold excluding value added taxes, less returns and allowances and services provided by the Group to outside customers during the period.

	For the six months ended 30 June	
	2021	2020
	RMB'000	RMB'000
	(unaudited)	(unaudited)
Sales of batteries and battery related accessories		
Lead-acid battery products		
Electrical bicycle (tricycle) battery (note i)	**11,992,853**	10,633,396
Micro electric vehicle battery	**677,487**	764,163
Special-purpose battery (note ii)	**448,685**	243,334
Renewable resources product	**1,243,582**	397,298
Lithium battery products	**423,792**	402,880
Others	**1,318,815**	540,383
Trading of new energy materials	**20,170,919**	9,653,515
	36,276,133	22,634,969

Note:

i) It includes battery products mainly for electrical bicycle and electrical tricycle.

ii) It includes battery products mainly for tubular battery, lead-acid start-stop battery, energy storage battery and standby battery.

4. REVENUE (CONTINUED)

Di agg ega n f e en e f m c n ac i h c me :

For the six months ended 30 June 2021	Sales of batteries and battery related accessories RMB'000 (unaudited)	Trading of new energy materials RMB'000 (unaudited)	Total RMB'000 (unaudited)
Geographical markets			
PRC	**16,023,479**	**20,170,919**	**36,194,398**
Others	**81,735**	**–**	**81,735**
	16,105,214	**20,170,919**	**36,276,133**

For the six months ended 30 June 2020	Sales of batteries and battery related accessories RMB'000 (unaudited)	Trading of new energy materials RMB'000 (unaudited)	Total RMB'000 (unaudited)
Geographical markets			
PRC	12,922,544	9,653,515	22,576,059
Others	58,910	–	58,910
	12,981,454	9,653,515	22,634,969

For the six months ended 30 June 2021 and 2020, all revenues were recognised at a point in time.

4. REVENUE (CONTINUED)

Sale f ba e ie and ba e ela ed acce ie

The Group sells lead-acid battery products, recycled lead products, lithium battery products and other products to the wholesale market. Fixed price contracts are entered into between the Group and customers. The expected duration of the contracts are less than one year. Revenue is recognised when control of the goods has transferred, being when the goods have been shipped to the wholesaler's speci□c location for most of the customers. For the remaining, control of the goods has transferred when the goods have been loaded into shipper's trucks (delivery). Following delivery, the wholesaler has full discretion over the manner of distribution and price to sell the goods, has the primary responsibility when on selling the goods and bears the risks of obsolescence and loss in relation to the goods. For sales to distributors, they are normallyre ygpred to make full prepayment before goods delivery. The normal credit term for customers other than distributors is normallyr45 days upon delivery.

Sales-related warranties associated with lead-acid battery products and lithium battery products cannot be purchased separatelyrand they serve as an assurance type of warranty that the products sold complyrwith agreed-upon speci□cations. Accordingly, the Group accounts for warranties in accordance with HKAS 37 Provisions, Contingent Liabilities and Contingent Assets consistent with its previous accounting treatment.

T ading f ne ene g ma e ial

The Groupre cognises revenue from trading of new energy materials when the control of new energy materials has transferred, being when customers collect the new energy materials at the warehouse. Customers has full discretion over the manner of distribution and price to sell the goods, has the primary responsibility when on selling the goods and bears the risks of obsolescence and loss in relation to the goods. Customers are normallyrreygpred to make full prepayment before goods delivery. Fixed price contracts are entered into between the Grouprand customers. The expected duration of the contracts are less than one year.

5. SEGMENT INFORMATION

The following is an analysis of the Group's revenue and results by operating and reportable segments for the period:

Segmen e en e and e l

For the six months ended 30 June 2021

battbtd and	Sales of
(and u ibtd) and [(0.8(rial(ba)da)]TJ /Spa battAries Tel<FEFF0009>>> BDC ( )Tj 0 88258.37).6	

5. SEGMENT INFORMATION (CONTINUED)

Segmen e en e and e l (C n in ed)

For the six months ended 30 June 2020

	Sales of batteries and battery related accessories RMB'000 (unaudited)	Trading of new energy materials RMB'000 (unaudited)	Total RMB'000 (unaudited)
Reportable segment revenue derived from the group's external customer	12,981,454	9,653,515	22,634,969
Inter-segment sales	–	1,938,804	1,938,804
Reportable segment revenue	12,981,454	11,592,319	24,573,773
Segment pro□t	856,668	1,904	858,572
Other gains and losses			6,553
Corporate administrative expenses			(4,987)
Pro□t for the period			860,138

5. SEGMENT INFORMATION (CONTINUED)

O he egmen inf ma i n

For the six months ended 30 June 2021	Sales of batteries and battery related accessories RMB'000 (unaudited)	Trading of new energy materials RMB'000 (unaudited)	Unallocated RMB'000 (unaudited)	Total RMB'000 (unaudited)
Depreciation of property, plant and equipment	**283,142**	**5**	**–**	**283,147**
Amortisation of right-of-use assets	**12,333**	**–**	**–**	**12,333**
Loss on disposal/written o of property, plant and equipment	**10,839**	**–**	**–**	**10,839**

For the six months ended 30 June 2020	Sales of batteries and battery related accessories RMB'000 (unaudited)	Trading of new energy materials RMB'000 (unaudited)	Unallocated RMB'000 (unaudited)	Total RMB'000 (unaudited)
Depreciation of property, plant and equipment	248,307	73	–	248,380
Amortisation of right-of-use assets	10,652	–	–	10,652
Loss on disposal/written o of property, plant and equipment	8,668	–	–	8,668
Write-down of inventories	1,126	–	–	1,126

6. OTHER INCOME

	For the six months ended 30 June	
	2021	2020
	RMB'000	RMB'000
	(unaudited)	(unaudited)
Government grants (note)	**347,078**	294,528
Dividend income	**–**	50
Others	**144,483**	39,696
	491,561	334,274

	For the six months ended 30 June	
	2021	2020
	RMB'000	RMB'000
	(unaudited)	(unaudited)
Net gains (losses) on □nancial assets at FVTPL		
– structured bank deposits	**15,247**	15,107
– wealth management product		

7. OTHER GAINS AND LOSSES (CONTINUED)

Notes:

i) Net gains (losses) on held-for-trading investments represented gains (losses) arising on changes in fair value of equity securities.

ii) Net gains (losses) on derivative financial instruments represented gains (losses) arising on changes in fair value of commodity derivative contracts.

8. TAXATION

	For the six months ended 30 June	
	2021	2020
	RMB'000	RMB'000
	(unaudited)	(unaudited)
Hong Kong Pro□ts Tax:		
– Current tax	**–**	–
PRC Enterprise Income Tax ("**EIT**"):		
– Current tax	**278,902**	221,321
Deferred tax	**(63,956)**	29,765
	214,946	251,086

The income tax expense of the Group is recognised based on the PRC EIT rate of 25% (six months ended 30 June 2020: 25%). Certain subsidiaries of the Group were recognised as High-Tech companies and enjoyed a tax rate of 15% during the both periods.

9. PROFIT FOR THE PERIOD

The Group's pro□t for the period is stated after charging the following:

	For the six months ended 30 June	
	2021	2020
	RMB'000	RMB'000
	(unaudited)	(unaudited)
Write-down of inventories (included in cost of sales)	**–**	1,126
Depreciation of property, plant and equipment	**283,147**	248,380
Amortisation of right-of-use assets	**12,333**	10,652
Directors' remuneration	**1,662**	1,487

Share-based payments expense of approximately RMB6,603,000 (six months ended 30 June 2020: 6,520,000) was recognised in pro□t or loss during the six months ended 30 June 2021 in respect of restricted shares of a subsidiary of the Group granted in the current period. Details of transactions are set out in note 21.

10. DIVIDENDS

	For the six months ended 30 June	
	2021	2020
	RMB'000	RMB'000
	(unaudited)	(unaudited)
Dividends recognised as distribution during the year:		
1.1.2021 to 30.6.2021: 2020 □nal dividend of HK40.00 cents (equivalent to RMB33.28 cents) per ordinary share (1.1.2020 to 30.6.2020: 2019 □nal dividend of HK$39.00 cents (equivalent to RMB35.04 cents))	**374,810**	404,261

The directors do not recommend the payment of an interim dividend for the six months ended 30 June 2021 and 30 June 2020.

11. EARNINGS PER SHARE

	For the six months ended 30 June	
	2021	2020
	RMB'000	RMB'000
	(unaudited)	(unaudited)
Earnings for the purposes of calculating basic and diluted earnings per share – Pro□t for the year attributable to the owners of the Company	**660,863**	836,756
Number of shares:		
Weighted average number of ordinary shares for the purpose of calculating basic earnings per share	**1,126,124,500**	1,126,627,269
E□ect of dilutive potential ordinary shares – share options	**28,445,165**	22,202,044
Weighted average number of ordinary shares for the purpose of calculating diluted earnings per share	**1,154,569,665**	1,148,829,313

12. PROPERTY, PLANT AND EQUIPMENT

The Group spent approximately RMB99,919,000, RMB393,206,000 and RMB39,075,000 (six months ended 30 June 2020: RMB84,156,000, RMB485,269,000 and RMB48,191,000) on additions of machinery and manufacturing plant, construction in progress and others in the PRC respectively. The carrying amount of property, plant and equipment of approximately RMB19,825,000 (six months ended 30 June 2020: RMB144,951,000) was derecognised upon disposals of property, plant and equipment with proceeds of approximately RMB8,986,000 (six months ended 30 June 2020: RMB136,085,000), resulting in a loss of approximately RMB10,839,000 (six months ended 30 June 2020: RMB8,668,000).

13. INVENTORIES

	30 June 2021 RMB'000 (unaudited)	31 December 2020 RMB'000 (audited)
Raw materials	**1,544,585**	1,139,174
Work in progress	**4,172,127**	2,846,635
Finished goods	**612,459**	500,091
	6,329,171	4,485,900

14. TRADE AND OTHER RECEIVABLES

	30 June 2021 RMB'000 (unaudited)	31 December 2020 RMB'000 (audited)
Trade receivables	**1,537,620**	1,144,620

15. DEBT INSTRUMENTS AT FAIR VALUE THROUGH OTHER COMPREHENSIVE INCOME

As part of the Group's cash flow management, the Group will discount some of the bills to financial institutions and endorseTEMCaOyouuu1(e.026e.0p)28ome

16. FINANCIAL ASSETS AT FAIR VALUE THROUGH PROFIT OR LOSS

17. BILLS, TRADE AND OTHER PAYABLES (CONTINUED)

The following is an aged analysis of trade payables at the end of the reporting

18. AMOUNTS DUE FROM (TO) RELATED PARTIES (CONTINUED)

Details of the amounts due from related parties are as follows:

	30 June 2021 RMB'000 (unaudited)	31 December 2020 RMB'000 (audited)
Name of related parties		
Changtong Technology	**119**	138
Wanyang Group	**1,799**	13,337
	1,918	13,475

Notes:

i) Changtong Technology is beneficially owned by Ms. Zhang Mei'e who are the sister of Mr. Zhang Tianren ("**Mr. Zhang**") and her spouse, Mr. Ni Danqing.

ii) 遠鴻機械 is bene□cially owned by Ms. Zhang Kaihong's son.

iii) Wanyang Group is a party which holds 49% interest of Jiyuan Wanyang Green Energy Co., Ltd., a 51% owned subsidiary of the Company.

vi) Xin Xin Packaging is bene□cially owned by Ms. Chen Pingping and Ms. She Fangli, who are the cousin and niece respectively of Mr. Zhang.

The amounts due to/from Changtong Technology, 遠鴻機械

19. BORROWINGS

	30 June 2021 RMB'000 (unaudited)	31 December 2020 RMB'000 (audited)
Bank borrowings	**5,888,151**	1,455,842
Other borrowings	**158,983**	182,198
	6,047,134	1,638,040
Secured	**1,747,368**	125,907
Unsecured	**4,299,766**	1,512,133
	6,047,134	1,638,040
Carrying amount are repayable, based on scheduled repayment dates set out in the loan agreements, as follows:		
Within one year	**4,725,168**	919,123
Within a period of more than one year but not exceeding two years	**606,375**	317,169
Within a period of more than two years but not exceeding ve years	**700,231**	386,161
Over ve years	**15,360**	15,587
	6,047,134	1,638,040
Less: Amount due and repayable within one year shown under current liabilities	**(4,725,168)**	(919,123)
Amount shown under non-current liabilities	**1,321,966**	718,917

Details of assets pledged by the Group at the end of the reporting period are set out in note 23.

20. SHARE CAPITAL

	Number of shares	Amount equivalent to RMB'000
Authorised:		
Shares of the Company with nominal value of HK$0.1 each		
At 1 January 2020, 31 December 2020, 1 January 2021 and 30 June 2021	2,000,000,000	212,780
Issued and fully paid:		
At 1 January 2020 (audited)	1,126,726,500	109,905
Repurchase and cancellation of shares (audited)	(602,000)	(55)
At 31 December 2020 (audited), 1 January 2021 (unaudited) and 30 June 2021 (unaudited)	1,126,124,500	109,850

On 1 June 2020, the Company repurchased 602,000 shares and on 30 June 2020 cancelled 602,000 shares of its own shares through purchases on the Stock Exchange. The total amount paid to acquire the shares was approximately HK$5,300,000 (equivalent to RMB4,891,000) and has been deducted from the share capital and share premium account.

21. SHARE OPTION SCHEMES

The Company has a share option scheme (the "**Scheme**") for eligible directors of the Company, eligible employees of the Group and other selected participants. According to the terms of the Scheme, options granted must be taken up within 28 days from the date of grant, upon payment of HK$1.00. The options may be exercised in accordance with the terms of the Scheme at any time during the exercise period determined by the board of directors which shall in any event

21. SHARE OPTION SCHEMES (CONTINUED)

The total number of shares issued and which may fall to be issued upon exercise of the options granted pursuant to the Scheme to an eligible participant in any 12-month period shall not exceed 1% of the number of shares in issue unless approved by shareholders in a general meeting. The maximum number of shares in respect of which options may be granted under the Scheme shall not in aggregate exceed 10% of the shares in issue on the date on which dealings in the shares rst commence on the Hong Kong Stock Exchange, i.e. a total of 100,000,000 shares (the "**Option Limit**"). Pursuant to an annual general meeting held on 16 May 2014, the Option Limit has been refreshed to 10% of the shares in issue on the date of the annual general meeting, i.e. a total of 111,190,800 shares.

All holders of options granted under the Scheme may only exercise their options in the following manner:

Maximum percentage of options exercisable	Vesting period
10% of the options	From the date of grant to the rst anniversary of the date of grant
Additional 20% of the options	From the date of grant to the second anniversary of the date of grant
Additional 30% of the options	From the date of grant to the third anniversary of the date of grant
Additional 40% of the options	From the date of grant to the fourth anniversary of the date of grant

No share option was granted during the six months ended 30 June 2021 and 2020.

21. SHARE OPTION SCHEMES (CONTINUED)

The following tables disclosed movements of the Company's options granted under the Scheme during the six months ended 30 June 2021 and 2020:

21. SHARE OPTION SCHEMES (CONTINUED)

At 30 June 2021, the total number of shares in respect of which options under the Scheme had been granted and remained outstanding was 35,037,000 (at 30 June 2020: 36,779,000), representing 3.11% (at 30 June 2020: 3.27%) of the shares

21. SHARE OPTION SCHEMES (CONTINUED)

Sha e a a d. cheme f a. b idia f he C m an

Pursuant to the shareholders' resolution approved on 23 May 2019, Tianneng Battery adopted a share award scheme for eligible senior management and eligible employees of Tianneng Battery and its subsidiaries (the "**Selected Employee**") (the "**Share Award Scheme**"). The objective of the Share Award Scheme is to recognise the contribution by the Selected Employee and to provide them with incentives in order to retain them for the continuing operation and development of Tianneng Battery and its subsidiaries.

According to the Share Award Scheme, 41,200,000 shares of Tianneng Battery were granted to certain limited partnerships (the "**Limited Partnership**"), which were legally owned by Zhejiang Tianneng Commercial Management Co., Ltd. ("**Tianneng Commercial**"), a wholly owned subsidiary of the Group, and the Selected Employee and for the purpose of facilitating the purchasing, holding and selling of shares of Tianneng Battery for the bene□t of the Selected Employee. The shares have been subscribed at a price of RMB7.69 per share.

These shares are restricted for sale until the fourth anniversary date after the initial public o□ering of Tianneng Battery in A-share market (the "**Quali□ed IPO**").

Upon the expiry of restriction of the awarded shares, the Limited Partnership shall dispose the awarded shares at the prevailing market price and transfer the proceeds in relation to the awarded shares to the respective Selected Employee.

If the Quali□ed IPO does not incur by 31 December 2022, the Selected Employee have the right to ask Tianneng Commercial to repurchase back the awarded shares at a share price of RMB7.69 plus interest at 8% per annum. If the Selected Employee resigned, they are required to sell back the awarded shares at a share price of RMB7.69 plus interest at 115% of the benchmark lending rate of peer loan issued by the People's Bank of China.

The fair values of restricted shares granted to the Selected Employee amounted to approximately RMB178,767,000. For the six months ended 30 June 2021, an expense of approximately RMB6,603,000 (for the six months ended 30 June 2020: RMB6,520,000) was recognised by the Group in relation to restricted shares granted by Tianneng Battery under the Share Award Scheme.

21. SHARE OPTION SCHEMES (CONTINUED)

As at 30 June 2021, financial liabilities of approximately RMB119,258,000 (31 December 2020: RMB116,952,000) was recognised according to the repurchase consideration to be paid under Share Award Scheme if the granted shares become unvested.

22. CAPITAL COMMITMENTS

The Group's capital commitments at the end of the reporting period are as follows:

	30 June 2021 RMB'000 (unaudited)	31 December 2020 RMB'000 (audited)
Property, plant and equipment		
– Contracted but not provided for	**1,454,771**	1,337,707

23. PLEDGE OF ASSETS

At the end of the reporting period, the Group has pledged the following assets to secure the general banking facilities granted to the Group.

	30 June 2021 RMB'000 (unaudited)	31 December 2020 RMB'000 (audited)
Bank deposits	**1,758,728**	1,303,060
Financial assets at FVTPL		
– Structured bank deposits	**206,000**	69,600
Debt instruments at FVTOCI	**1,419,075**	1,294,686
Property, plant and equipment	**762,134**	116,342
	4,145,937	2,783,688

24. RELATED PARTY TRANSACTIONS

Rela ed a an ac i n

During the six months ended 30 June 2021 and 2020, the Group had the following transactions with its related companies:

		2021 RMB'000 (unaudited)	2020 RMB'000 (unaudited)
Changtong Technology	Purchase of materials	**228,607**	–
Changtong Technology	Sales of materials	**452**	–
遠鴻機霖			

INTERESTS OF DIRECTORS AND CHIEF EXECUTIVE

As at 30 June 2021, apart from the details as follows, the Directors and chief executive of the Company do not have any other interests and short positions in the shares, underlying shares and debentures of the Company and its associated corporations (within the meaning of Part XV of the Securities and Futures Ordinance ("**SFO**")), as recorded in the register maintained by the Company under Section 352 of the SFO or as noti□ed to the Company and the Hong Kong Stock Exchange pursuant to the Model Code.

O dina . ha e f HK$0.1 each f he C m an

Name	Capacity	Number of shares held (Note 1)	Aggregate approximate percentage of issued share capital of the Company (Note 7)
Zhang Tianren	Interest of a controlled corporation (Note 2)	410,355,650 (L)	36.44%
	Interest of spouse (Note 2)	438,000 (L)	0.04%
Zhang Aogen	Interest of a controlled corporation (Note 3)	13,641,022 (L)	1.21%
Zhang Kaihong	Interest of a controlled corporation (Note 4)	18,884,174 (L)	1.68%
Shi Borong	Interest of a controlled corporation (Note 5)	15,686,141 (L)	1.39%
Zhou Jianzhong	Interest of a controlled corporation (Note 6)	2,362,815 (L)	0.21%
Huang Dongliang	Bene□cial owner	240,000 (L)	0.02%

Notes:

1. The letter "L" denotes long position in the shares of the Company.

2. The 410,355,650 shares of the Company were held by Prime Leader Global Limited, which was wholly-owned by Dr. Zhang Tianren. The interest in 438,000 shares arises from the share options granted to Ms. Yang Yaping, spouse of Dr. Zhang Tianren.

3. The 13,641,022 shares of the Company were held by Top Bene□ts International Limited, which was wholly-owned by Mr. Zhang Aogen.

4. The 18,884,174 shares of the Company were held by Plenty Gold Holdings Limited, which was wholly-owned by Mr. Zhang Kaihong.

5. The 15,686,141 shares of the Company were held by Precise Asia Global Limited, which was wholly-owned by Mr. Shi Borong.

6. The 2,362,815 shares of the Company were held by Centre Wealth Limited which was wholly-owned by Mr. Zhou Jianzhong.

7. Shareholding percentage is based on 1,126,124,500 issued shares of the Company as at 30 June 2021.

INTERESTS OF SUBSTANTIAL SHAREHOLDERS

As at 30 June 2021, the register of substantial shareholders maintained by the Company pursuant to Section 336 of the SFO shows that the following shareholders, other than a Director or chief executive of the Company, had notified the Company of relevant interests and short positions in the shares or underlying shares or debentures of the Company which would have to be disclosed to the Company and the Stock Exchange pursuant to Divisions 2 and 3 of Part XV of the SFO in the issued share capital of the Company:

3. Pursuant to Part XV of the SFO, as at 30 June 2021, UBS Group AG is deemed or taken to be interested in 59,948,175 shares (long position, of which 53,894,000 shares are unlisted derivatives to be settled by cash) and is holding a short position in 58,686,707 shares of the Company. The details of the shareholding interests of the subsidiaries directly controlled by UBS Group AG are set out below:

Name of controlled subsidiary	Number of share
UBS AG	59,438,176 (L) 47,351,490 (S)
UBS Asset Management Trust Company	30,000 (L)
UBS Securities LLC	11,325,218 (S)
UBS Fund Management (Switzerland) AG	258,000 (L)
UBS Switzerland AG	19,999 (L) 9,999 (S)
UBS Asset Management Switzerland AG	202,000 (L)

4. Shareholding percentage is based on 1,126,124,500 issued shares of the Company as at 30 June 2021.

SHARE OPTIONS

The Company's share option scheme (the "**Scheme**") was adopted pursuant to a resolution passed by the shareholders on 26 February 2007 for the primary purpose of providing incentives or rewards to selected participants for their contribution to the Group. Details of the Scheme are set out in the Note 21 to the nancial statements. An ordinary resolution was passed at the annual general meeting of the Company held on 16 May 2014 (the "**Annual General Meeting**") relating to the refreshment of scheme mandate limit of the Scheme as set out in the supplemental notice of the Annual General Meeting. The Scheme expired on 10 June 2017.

O HER INFORMA ION

PURCHASE, SALE OR REDEMPTION OF THE COMPANY'S LISTED SECURITIES

Neither the Company nor any of its subsidiaries purchased, sold or redeemed any of the Company's listed securities during the period under review.

DISCLOSURE OF CHANGES IN INFORMATION OF DIRECTORS

Pursuant to Rule 13.51B(1) of the Listing Rules, changes in Directors' information since the date of the 2020 Annual Report are set out below:

(i) Mr. Wu Feng has resigned as an independent non-executive director, the chairman of the remuneration committee and a member of each of the audit committee and nomination committee of the Company with e□ect from 30 June 2021; and

(ii) Mr. Xia Yongyao has been appointed as an independent non-executive director, the chairman of the remuneration committee and a member of each of the audit committee and nomination committee of the Company with e□ect from 30 June 2021.

By order of the Board
Zhang Tianren
Chairman

Hong Kong, 27 August 2021